

## BASKET 329 turntable

### Design

Gordon Guillaumier

### Description

Side table for outdoor use. To use only with BASKET modules.

### Structure

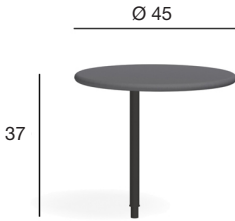
AISI 304 stainless steel structure treated with electrostatic powder painting with polyester base that gives more protection from scratches and also the final coloring to the product.

### Top

HPL (High pressure laminate) of a great quality with a characteristic black heart, very resistant to wear and tear, humidity, steam, UV, fungi, spores and mould. It is self-extinguishing and it is class 2 fire resistant; it does not contain chlorine or asbestos and it is certified by Fira Institute for coming in contact with foodstuff.

### Weight

1,5 kg



## Finishes



BSK329-01-21



**structure**  
inox\01 smoke  
**top**  
21 hpl grey



BSK329-02-21



**structure**  
inox\02 milk  
**top**  
21 hpl grey



BSK329-03-21



**structure**  
inox\03 matt  
**top**  
21 hpl grey

## Maintenance

### Stainless Steel

In case of exposition to the weather conditions, especially in corrosive area, (for instance near the seaside), to avoid rust formation, it is recommended to wash regularly the product with mild fresh water. If the product needs a stronger cleaning, use a neutral soap (UNIVERSAL CLEANER by RODA) and warm or mild water. Dry immediately after to avoid stains and halos caused by water. Brush following the direction of polish (if the product is painted) and use a microfiber cloth to obtain a better result. To remove eventual print on the surface, use a glass cleanser or ammonia, rinse out accurately and dry with a

cloth. In case of persistent spots or scratches, use a specific detergent polishing product for stainless steel. Before using it on the product, try it in a hidden part to verify its efficiency and its no-damaging effect. Do not use metallic brushes, abrasive products, acid substances, bleach or chemical aggressive solvents.

### HPL

Use a water-soaked cloth and in case of persistent spots, use a neutral soap UNIVERSAL CLEANER. Dry carefully. Do not use abrasive products, acid substances, chemical aggressive solvents.

## Similar products



BERNARDO 353-354-367-368 side table    ROOT 045-046-067 side table    STORK 008 side table

## BASKET 351 coffee table

### Design

Gordon Guillaumier

### Description

Low table for outdoor use

### Structure

AISI 304 stainless steel frame treated with electrostatic powder painting with polyester base that gives more protection from scratches and also the final coloring to the product.

### Top

Stones or HPL grey.

All the stones used for Roda furniture are brushed with a natural effect and protected by an invisible treatment.

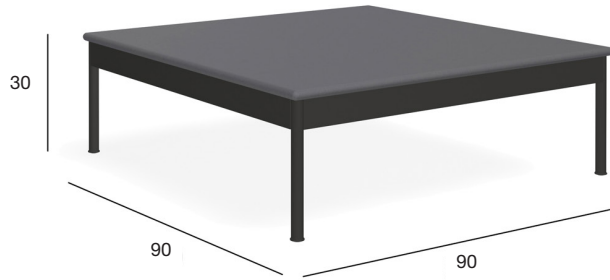
**Farsena stone:** oriental marble with a grey color and a uniform structure with shades of red and salts.

**Luna stone:** sandstone with a typical grey/light blue color.

**Carrara marble:** a metamorphic stone made of crystals and carbonate of microscopic size which gives a uniform aspect. It has a pearl-white color and slight grey veins.

**Cardoso stone:** a strong and compact low-metamorphic grade sandstone stone formed by the fragmentation of granitic rocks. It has a dark grey/verging on blue color.

**HPL (High pressure laminate)** of a great quality with a characteristic black heart, very resistant to wear and tear, humidity, steam, UV, fungi, spores and mould. It is self-extinguishing and it is class 2 fire resistant; it does not contain chlorine or asbestos and it is certified by Fira Institute for coming in contact with foodstuff.



### Weight

35 kg (HPL top); 51 kg (stone top)

### Finishes

BSK351-01-21	BSK351-02-21	BSK351-03-21	BSK351-01-01	BSK351-02-01	BSK351-03-01
<b>structure</b> inox\01 smoke <b>top</b> 21 hpl grey	<b>structure</b> inox\02 milk <b>top</b> 21 hpl grey	<b>structure</b> inox\03 matt <b>top</b> 21 hpl grey	<b>structure</b> inox\01 smoke <b>top</b> 01 luna stone	<b>structure</b> inox\02 milk <b>top</b> 01 luna stone	<b>structure</b> inox\03 matt <b>top</b> 01 luna stone
BSK351-01-02	BSK351-02-02	BSK351-03-02	BSK351-01-03	BSK351-02-03	BSK351-03-03
<b>structure</b> inox\01 smoke <b>top</b> 02 carrara marble	<b>structure</b> inox\02 milk <b>top</b> 02 carrara marble	<b>structure</b> inox\03 matt <b>top</b> 02 carrara marble	<b>structure</b> inox\01 smoke <b>top</b> 03 farsena	<b>structure</b> inox\02 milk <b>top</b> 03 farsena	<b>structure</b> inox\03 matt <b>top</b> 03 farsena

### Maintenance

#### Stainless Steel

In case of exposition to weather conditions, especially in corrosive environments, (for instance near the sea), to avoid rust formation, it is recommended to wash regularly the product with mild fresh water. If the product needs a thorough cleaning, use a neutral soap (UNIVERSAL CLEANER by RODA) and warm or mild water. Dry immediately to avoid stains and halos caused by water. Brush following the direction of polish (if the product is not painted) and use a microfiber cloth to obtain a better result. To remove eventual print on the surface, use a glass cleanser or ammonia, rinse out accurately and dry with a cloth.

In case of persistent spots or scratches, use a specific detergent polishing product for stainless steel. Before using it on the product, try it in a hidden part to verify its efficiency and its no-damaging effect. Do not use metallic brushes, abrasive products, acid substances, bleach or chemical aggressive solvents.

#### HPL

Use a water-soaked cloth and in case of persistent spots, use a neutral soap UNIVERSAL CLEANER. Dry carefully. Do not use abrasive products, acid substances, chemical aggressive solvents.

#### Stones

All stones are protected by an anti-spot treatment, but it is recommended to clean with care the surface to maintain their original aspect in the course of time. In case of spots, it is necessary to clean them immediately with natural soap and absorbent cloth in order not to remove the protection treatment. For a normal cleaning, use a soaked cloth with distilled water. Only in case of obstinate spots, use few drops of ammonia diluted with water. In any case, try it in a hidden part to verify its efficiency and its no-damaging effect. Do not use abrasive products, acid substances, chemical aggressive solvents.

### Similar products

NETWORK 212 coffee table	ROAD 226 coffee table	SPOOL 005 coffee table

## BASKET 355 coffee table

### Design

Gordon Guillaumier

### Description

Low table for outdoor use

### Structure

AISI 304 stainless steel frame treated with electrostatic powder painting with polyester base that gives more protection from scratches and also the final coloring to the product.

### Top

Stones or HPL grey.

All the stones used for Roda furniture are brushed with a natural effect and protected by an invisible treatment.

**Farsena stone:** oriental marble with a grey color and a uniform structure with shades of red and salts.

**Luna stone:** sandstone with a typical grey/light blue color.

**Carrara marble:** a metamorphic stone made of crystals and carbonate of microscopic size which gives a uniform aspect. It has a pearl-white color and slight grey veins.

**Cardoso stone:** a strong and compact low-metamorphic grade sandstone stone formed by the fragmentation of granitic rocks. It has a dark grey/verging on blue color.

**HPL (High pressure laminate)** of a great quality with a characteristic black heart, very resistant to wear and tear, humidity, steam, UV, fungi, spores and mould. It is self-extinguishing and it is class 2 fire resistant; it does not contain chlorine or asbestos and it is certified by Fira Institute for coming in contact with foodstuff.

### Weight

55 kg (HPL top); 90 kg (stone top)



### Finishes



BSK355-01-21



**structure**  
inox\01 smoke  
**top**  
21 hpl grey

BSK355-02-21



**structure**  
inox\02 milk  
**top**  
21 hpl grey

BSK355-03-21



**structure**  
inox\03 matt  
**top**  
21 hpl grey

BSK355-01-01



**structure**  
inox\01 smoke  
**top**  
01 luna stone

BSK355-02-01



**structure**  
inox\02 milk  
**top**  
01 luna stone

BSK355-03-01



**structure**  
inox\03 matt  
**top**  
01 luna stone



BSK355-01-02



**structure**  
inox\01 smoke  
**top**  
02 carrara marble

BSK355-02-02




**structure**  
inox\02 milk  
**top**  
02 carrara marble

BSK355-03-02




**structure**  
inox\03 matt  
**top**  
02 carrara marble

BSK355-01-03



**structure**  
inox\01 smoke  
**top**  
03 farsena

BSK355-02-03



**structure**  
inox\02 milk  
**top**  
03 farsena

BSK355-03-03



**structure**  
inox\03 matt  
**top**  
03 farsena

### Maintenance

#### Stainless Steel

In case of exposition to weather conditions, especially in corrosive environments, (for instance near the sea), to avoid rust formation, it is recommended to wash regularly the product with mild fresh water. If the product needs a thorough cleaning, use a neutral soap (UNIVERSAL CLEANER RODA) and warm or mild water.

Dry immediately to avoid stains and halos caused by water. Brush following the direction of polish (if the product is not painted) and use a microfiber cloth to obtain a better result. To remove eventual print on the surface, use a glass cleanser or ammonia, rinse out accurately and dry with a cloth.

In case of persistent spots or scratches, use a specific detergent polishing product for stainless steel. Before using it on the product, try it in a hidden part to verify its efficiency and its no-damaging effect. Do not use metallic brushes, abrasive products, acid substances, bleach or chemical aggressive solvents.

#### HPL

Use a water-soaked cloth and in case of persistent spots, use a neutral soap UNIVERSAL CLEANER. Dry carefully. Do not use abrasive products, acid substances, chemical aggressive solvents.

#### Stones

All stones are protected by an anti-spot treatment, but it is recommended to clean with care the surface to maintain their original aspect in the course of time. In case of spots, it is necessary to clean them immediately with natural soap and absorbent cloth in order not to remove the protection treatment. For a normal cleaning, use a soaked cloth with distilled water. Only in case of obstinate spots, use few drops of ammonia diluted with water. In any case, try it in a hidden part to verify its efficiency and its no-damaging effect. Do not use abrasive products, acid substances, chemical aggressive solvents.

### Similar products



NETWORK 228/238 coffee table



ROAD 226 coffee table



SPOOL 006 coffee table

## BASKET 356 coffee table

### Design

Gordon Guillaumier

### Description

Low table for outdoor use

### Structure

AISI 304 stainless steel frame treated with electrostatic powder painting with polyester base that gives more protection from scratches and also the final coloring to the product.

### Top

Stones or HPL grey.

All the stones used for Roda furniture are brushed with a natural effect and protected by an invisible treatment.

**Farsena stone:** oriental marble with a grey color and a uniform structure with shades of red and salts.

**Luna stone:** sandstone with a typical grey/light blue color.

**Carrara marble:** a metamorphic stone made of crystals and carbonate of microscopic size which gives a uniform aspect. It has a pearl-white color and slight grey veins.

**Cardoso stone:** a strong and compact low-metamorphic grade sandstone stone formed by the fragmentation of granitic rocks. It has a dark grey/verging on blue color.

**HPL (High pressure laminate)** of a great quality with a characteristic black heart, very resistant to wear and tear, humidity, steam, UV, fungi, spores and mould. It is self-extinguishing and it is class 2 fire resistant; it does not contain chlorine or asbestos and it is certified by Fira Institute for coming in contact with foodstuff.

### Weight

80 kg (HPL top); 139 kg (stone top)



## Finishes

BSK356-01-21	BSK356-02-21	BSK356-01-01	BSK356-02-01	BSK356-01-02	BSK356-02-02	BSK356-01-03	BSK356-02-03
structure inox\01 smoke top 21 hpl grey	structure inox\02 milk top 21 hpl grey	structure inox\01 smoke top 01 luna stone	structure inox\02 milk top 01 luna stone	structure inox\01 smoke top 02 carrara marble	structure inox\02 milk top 02 carrara marble	structure inox\01 smoke top 03 farsena	structure inox\02 milk top 03 farsena

## Maintenance

### Stainless Steel

In case of exposition to weather conditions, especially in corrosive environments, (for instance near the sea), to avoid rust formation, it is recommended to wash regularly the product with mild fresh water. If the product needs a thorough cleaning, use a neutral soap (UNIVERSAL CLEANER by RODA) and warm or mild water. Dry immediately to avoid stains and halos caused by water.

Brush following the direction of polish (if the product is not painted) and use a microfiber cloth to obtain a better result. To remove eventual print on the surface, use a glass cleanser or ammonia, rinse out accurately and dry with a cloth. In case of persistent spots or scratches, use a

specific detergent polishing product for stainless steel. Before using it on the product, try it in a hidden part to verify its efficiency and its no-damaging effect.

Do not use metallic brushes, abrasive products, acid substances, bleach or chemical aggressive solvents.

### HPL

Use a water-soaked cloth and in case of persistent spots, use a neutral soap UNIVERSAL CLEANER. Dry carefully. Do not use abrasive products, acid substances, chemical aggressive solvents.

### Stones

All stones are protected by an anti-spot treatment, but it is recommended to clean with care the surface to maintain their original aspect in the course of time. In case of spots, it is necessary to clean them immediately with natural soap and absorbent cloth in order not to remove the protection treatment.

For a normal cleaning, use a soaked cloth with distilled water. Only in case of obstinate spots, use few drops of ammonia diluted with water. In any case, try it in a hidden part to verify its efficiency and its no-damaging effect. Do not use abrasive products, acid substances, chemical aggressive solvents.

## Similar products



NETWORK 228/238  
coffee table



SPOOL 005 coffee table