

Design

Rodolfo Dordoni

Description

Armchair for outdoor use

Structure

Teak frame. Teak wood contains a natural oily resin which makes it extremely resistant to weather, temperature, parasite attacks and insects. The exposure outdoor creates a 1/2 mm-thick oxidation patina on the wood surface which favors its discoloration to a silver-grey color; this change does not affect its original characteristics in any way. The grey patina can be avoided or removed with the correct maintenance.

Belts

Double-twisted 100% polyester thread, in cotton finishing; they have great toughness and great resilience, high resistance to abrasion, to heat, to bending stress, high modulus of elasticity, minimal wet regain, good resistance to chemical agents and to bad weather conditions; color fastness to light of 7 in the blue scale (maximum of the scale: 8); as the time goes by, the exposition to extreme weather conditions may cause a discoloration of the threads.

Cushions

Standard or hydro-draining

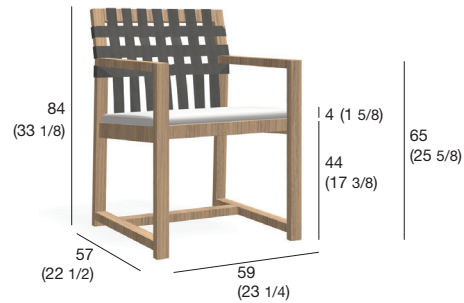
Weight

Structure 10 kg

Cushion: 0,3 kg

Storage cover

Available



Finishes



NTW159-01-01

teak /
grey belt



NTW159-01-04

teak /
tobacco belt



NTW159-01-06

teak /
olive belt

Maintenance

Teak

- In humid conditions, teak may release some reddish oil, which can cause stains on the surface. For normal cleaning, use a soft cloth (not in microfiber), fresh water and SUNDECK SOAP.
- use SUNDECK WOOD OIL LIGHT, a nutrient and protective oil, on the new product to avoid the superficial oxidation.
- use GREY OFF every 2/3 years to remove the grey patina due to the oxidation of the surface.
- After the treatment with GREY OFF, wash the furniture with water and SUNDECK SOAP and oil it with SUNDECK WOOD OIL LIGHT.
- In case of deep spots hard to clean with SUNDECK

SOAP, it is recommended to sand the surface uniformly before using GREY-OFF; in any case, do not use GREY-OFF more than once a year.

- Always avoid abrasive products or aggressive chemical solvents.

Belts

Brush the surface of the belts to remove the dust or clean them using water and neutral soap UNIVERSAL CLEANER.

Do not use any abrasive products, acid substances or aggressive chemical solvents.

Design

Rodolfo Dordoni

Description

Lounge chair for outdoor use

Structure

Teak frame. Teak wood contains a natural oily resin which makes it extremely resistant to weather, temperature, parasite attacks and insects. The exposure outdoor creates a 1/2 mm-thick oxidation patina on the wood surface which favors its discoloration to a silver-grey color; this change does not affect its original characteristics in any way. The grey patina can be avoided or removed with the correct maintenance.

Belts

Double-twisted 100% polyester thread, in cotton finishing; they have great toughness and great resilience, high resistance to abrasion, to heat, to bending stress, high modulus of elasticity, minimal wet regain, good resistance to chemical agents and to bad weather conditions; color fastness to light of 7 in the blue scale (maximum of the scale: 8); as the time goes by, the exposition to extreme weather conditions may cause a discoloration of the threads.

Cushions

Standard or hydro-draining

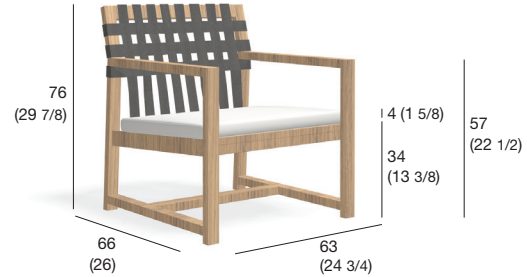
Weight

Structure 11 kg

Cushion: 0,3 kg

Storage cover

Available



Finishes



NTW168-01-01

teak /
grey belt



NTW168-01-04

teak /
tobacco belt



NTW168-01-06

teak /
olive belt

Maintenance

Teak

- In humid conditions, teak may release some reddish oil, which can cause stains on the surface. For normal cleaning, use a soft cloth (not in microfiber), fresh water and SUNDECK SOAP.
- use SUNDECK WOOD OIL LIGHT, a nutrient and protective oil, on the new product to avoid the superficial oxidation.
- use GREY OFF every 2/3 years to remove the grey patina due to the oxidation of the surface.
- After the treatment with GREY OFF, wash the furniture with water and SUNDECK SOAP and oil it with SUNDECK WOOD OIL LIGHT.
- In case of deep spots hard to clean with SUNDECK

SOAP, it is recommended to sand the surface uniformly before using GREY-OFF; in any case, do not use GREY-OFF more than once a year.

- Always avoid abrasive products or aggressive chemical solvents.

Belts

Brush the surface of the belts to remove the dust or clean them using water and neutral soap UNIVERSAL CLEANER.

Do not use any abrasive products, acid substances or aggressive chemical solvents.

Design

Rodolfo Dordoni

Description

Chair for outdoor use

Structure

Teak frame. Teak wood contains a natural oily resin which makes it extremely resistant to weather, temperature, parasite attacks and insects. The exposure outdoor creates a 1/2 mm-thick oxidation patina on the wood surface which favors its discoloration to a silver-grey color; this change does not affect its original characteristics in any way. The grey patina can be avoided or removed with the correct maintenance.

Belts

Double-twisted 100% polyester thread, in cotton finishing; they have great toughness and great resilience, high resistance to abrasion, to heat, to bending stress, high modulus of elasticity, minimal wet regain, good resistance to chemical agents and to bad weather conditions; color fastness to light of 7 in the blue scale (maximum of the scale: 8); as the time goes by, the exposition to extreme weather conditions may cause a discoloration of the threads.

Cushions

Standard or hydro-draining

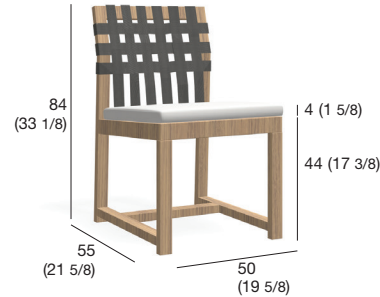
Weight

Structure 9 kg

Cushion: 0,3 kg

Storage cover

Available



Finishes



NTW149-01-01

teak /
grey belt



NTW149-01-04

teak /
tobacco belt



NTW149-01-06

teak /
olive belt

Maintenance

Teak

- In humid conditions, teak may release some reddish oil, which can cause stains on the surface. For normal cleaning, use a soft cloth (not in microfiber), fresh water and SUNDECK SOAP.
- use SUNDECK WOOD OIL LIGHT, a nutrient and protective oil, on the new product to avoid the superficial oxidation.
- use GREY OFF every 2/3 years to remove the grey patina due to the oxidation of the surface.
- After the treatment with GREY OFF, wash the furniture with water and SUNDECK SOAP and oil it with SUNDECK WOOD OIL LIGHT.
- In case of deep spots hard to clean with SUNDECK

SOAP, it is recommended to sand the surface uniformly before using GREY-OFF; in any case, do not use GREY-OFF more than once a year.

- Always avoid abrasive products or aggressive chemical solvents.

Belts

Brush the surface of the belts to remove the dust or clean them using water and neutral soap UNIVERSAL CLEANER. Do not use any abrasive products, acid substances or aggressive chemical solvents.