

**Design**

Gordon Guillaumier

**Description**

Chair for outdoor use

Teak wood contains a natural oily resin which makes it extremely resistant to weather, temperature, parasite attacks and insects. The exposure outdoor creates a 1/2 mm-thick oxidation patina on the wood surface which favors its discoloration to a silver-grey color; this change does not affect its original characteristics in any way. The grey patina can be avoided or removed with the correct maintenance

**Canatex**

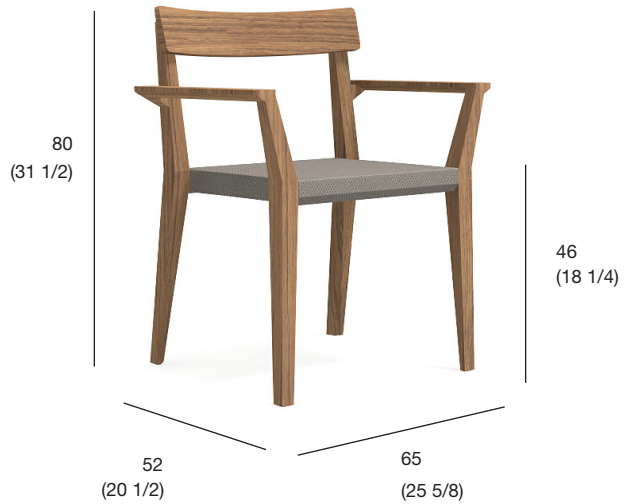
Canatex is a net realized with a combination of extruded threads with a core of polyester covered by a sheath in part made of hemp which offers a stability and regular weaving effect. It has a great mechanical resistance, high colour fastness to UV rays and it is anti-mold. This material is in the fireresistance class M2-B2, thus it is self-extinguishing and, in case of combustion, it does not emit opaque smoke or toxic gas.

**Weight**

Structure: 9 kg

**Storage Cover**

Available



**Finishes**




TKA172-01-01

teak /  
canatex grey



TKA172-01-02

teak /  
canatex sand



TKA172-01-07

teak /  
canatex navy

**Maintenance**

**Teak**

- In humid conditions, teak may release some reddish oil, which can cause stains on the surface. For normal cleaning, use a soft cloth (not in microfiber), fresh water and SUNDECK SOAP.
- use SUNDECK WOOD OIL LIGHT, a nutrient and protective oil, on the new product to avoid the superficial oxidation.
- use GREY OFF every 2/3 years to remove the grey patina due to the oxidation of the surface. After the treatment with GREY OFF, wash the furniture with water and SUNDECK SOAP and oil it with SUNDECK WOOD OIL LIGHT.
- In case of deep spots hard to clean with

SUNDECK SOAP, it is recommended to sand the surface uniformly before using GREY-OFF; in any case, do not use GREY-OFF more than once a year.

- Always avoid abrasive products or aggressive chemical solvents.

**Canatex**

Brush the surface or treat it using water and neutral soap UNIVERSAL CLEANER. Do not use any abrasive products, acid substances or aggressive chemical solvents.

**Design**

Gordon Guillaumier

**Description**

Chair for outdoor use

**Structure**

Teak wood contains a natural oily resin which makes it extremely resistant to weather, temperature, parasite attacks and insects. The exposure outdoor creates a 1/2 mm-thick oxidation patina on the wood surface which favors its discoloration to a silver-grey color; this change does not affect its original characteristics in any way. The grey patina can be avoided or removed with the correct maintenance

**Canatex**

Canatex is a net realized with a combination of extruded threads with a core of polyester covered by a sheath in part made of hemp which offers a stability and regular weaving effect. It has a great mechanical resistance, high colour fastness to UV rays and it is anti-mold. This material is in the fire-resistance class M2-B2, thus it is self-extinguishing and, in case of combustion, it does not emit opaque smoke or toxic gas.

**Weight**

Structure: 9 kg

**Storage Cover**

Available




**Finishes**



TKA171-01-01  
teak /  
canatex grey



TKA171-01-02  
teak /  
canatex sand



TKA171-01-07  
teak /  
canatex navy

**Maintenance**

**Teak**

- In humid conditions, teak may release some reddish oil, which can cause stains on the surface. For normal cleaning, use a soft cloth (not in microfiber), fresh water and SUNDECK SOAP.
- use SUNDECK WOOD OIL LIGHT, a nutrient and protective oil, on the new product to avoid the superficial oxidation.
- use GREY OFF every 2/3 years to remove the grey patina due to the oxidation of the surface. After the treatment with GREY OFF, wash the furniture with water and SUNDECK SOAP and oil it with SUNDECK WOOD OIL LIGHT.
- In case of deep spots hard to clean with

SUNDECK SOAP, it is recommended to sand the surface uniformly before using GREY-OFF; in any case, do not use GREY-OFF more than once a year.

- Always avoid abrasive products or aggressive chemical solvents.

**Canatex**

Brush the surface or treat it using water and neutral soap UNIVERSAL CLEANER. Do not use any abrasive products, acid substances or aggressive chemical solvents.