



# AVA SETTEE

DESIGNED + MADE IN NEW ZEALAND

AVA

Voluptuous and iconic – is there a good reason not to love a curved couch, A curved sofa should float in space, like interior landscaping.


This custom curved sofa design is a contrast to the conventional designs of the time and encouraged a centre-stage position.

Comfort was an important focus while designing Ava, this statement piece ticks all the boxes for the perfect settee.

## MEASUREMENTS

SIDE


950 MM



820 MM

FRONT

2200MM




430 MM

820 MM

BACK

2200 MM



DESIGNED + MADE IN NEW ZEALAND

## DIMENSIONS

---

LENGTH	DEPTH (FRAME)	HEIGHT (BACK)	SEAT DEPTH	ARM HEIGHT	SEAT HEIGHT
2200 MM	950 MM	820 MM	820 MM	820 MM	430 MM

---

LEG INFORMATION: 57 (200mmH)

LEG COLOUR/FRAME: Powder coated metal Colour: Ironsand

---

## FABRIC

---

8.2m Plain

9.6m Pattern

7.9m Railroad

15.3sm Leather



## MAINTENANCE

---

Made to last, our frames are covered by a 10 year structural warranty .

## CARE

---

Heavy duty fabric  
Do not bleach fabric  
Do not tumble dry  
Iron reverse side

[INFO@DAVIDSHAW.CO.NZ](mailto:INFO@DAVIDSHAW.CO.NZ)

0800 847 848

[WWW.DAVIDSHAW.CO.NZ](http://WWW.DAVIDSHAW.CO.NZ)